

November 1, 2022

TransMonEE Meeting, Ankara

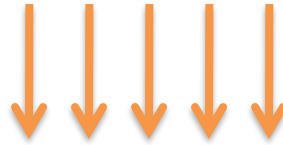


- Introduction
- Official Statistics Programme of Türkiye
- Data sources
- Products on child population
- Türkiye Child Survey, 2022

Child Population



84 680 273 people



**Child population
(Aged 0-17)**

**26.9% of total
population**

22 738 300 children

Source: TurkStat, Results of Address Based Population Registration System (ABPRS), 2021


Statistics on Children

- ❑ **Turkish Statistical Institute (TurkStat)** compiles recent data/statistics relevant to child population from different data sources, and presents them with a special press release and e-publication annually

within the scope of "April 23th Turkish National Sovereignty and Children's Day "



Data Sources



Registers	<ul style="list-style-type: none">. Results of Address Based Population Registration System. Birth Statistics. Death ve Causes of Death Statistics. Education Statistics. Health Statistics. Culture Statistics. Justice Statistics. Transportation Statistics. Alternative Care Statistics
Surveys	<ul style="list-style-type: none">. Income and Living Conditions Survey. Household Labour Force Survey. Child Labour Force Survey. Household Budget Survey. Türkiye Health Survey. Türkiye Demographic and Health Survey. Türkiye Family Structure Survey. Information and Communication Technology Usage Survey
Censuses	Population and Housing Censuses

Statistics Law of Türkiye

❑ Statistics Law of Türkiye

❑ No. of the Law : 5429

❑ Published Official Gazette Date : 18 November 2005

❑ Purpose (Article 1)

❑ To determine basic principles and standards concerning the production and organization of **official statistics**

❑ To regulate the duties of the Turkish Statistical Institute

❑ To ensure coordination among institutions and organizations that are involved in the statistics producing process

Official Statistics Programme

Statistics Law of Türkiye

TURKISH STATISTICAL SYSTEM

accurate

qualified

reliable

unbiased

comparable

Statistical Council



TurkStat-Coordination Point

Ministries

Institutions

Universities

NGO's

Official Statistics Programme



- National data needs are defined
- Prepared for five-year periods
- Drafted by TurkStat by soliciting the opinions of the related organizations in line with the comments of the Statistical Council
- Approved by Council of Ministers

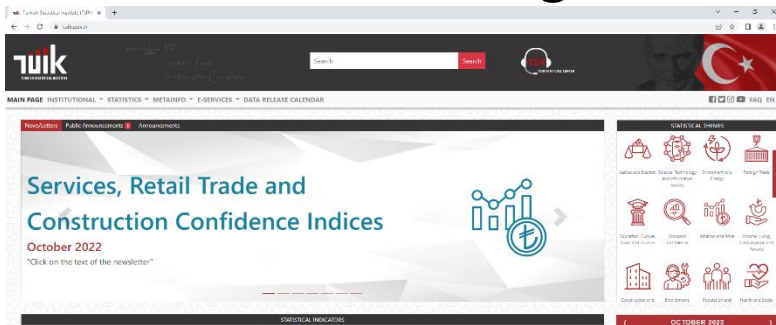
GOAL:

- Increasing the standards of administrative records and ensuring the use of them as official statistics

Statistics on Children

Press Release (annual)

www.turkstat.gov.tr



Population and Demography

636

Subcategories

- Population Projections 12
- Population Censuses 82
- Address Based Population Registration System 44
- Child Statistics 21
- Migration Statistics 26
- Social Structure and Gender Statistics 321
- Life Tables 9
- Vital Statistics 121

PRESS RELEASE

TURKISH STATISTICAL INSTITUTE

INFO REQUEST

info@turkstat.gov.tr ALO 124

/turkstatbilgi /turkstatbilgi

RELEASE DATE :20 April 2022
 HOURS : 10:00
 NUMBER: 45633

Statistics on Child, 2021

Child population constituted 26.9% of Türkiye population

According to Address Based Population Registration System (ABPRS) results; while Türkiye population was 84 million 680 thousand 273 people by the end of 2021, 22 million 738 thousand 300 of it constituted by the child population. 51.3% of child population was boys and 48.7% was girls. While the child population, which includes 0-17 age group according to the definition of United Nations, constituted 48.5% of the total population in 1970, this proportion was 41.8% in 1990 and 26.9% in 2021.

According to population projections, the proportion of child population was expected to be 26.6% in 2025, 25.6% in 2030, 23.3% in 2040, 20.4% in 2060 and 19.0% in 2080.

Proportion of child population in total population, 1935-2080



Source: TurkStat, Population Censuses, 1935-1990
 TurkStat, Population Estimates, 2000
 TurkStat, Address Based Population Registration System, 2007-2021
 TurkStat, 2018 Population Projections, 2025-2080

Proportion of Türkiye child population was higher than that of the EU member countries

When the proportions of child population of 27 European Union (EU) member countries were analyzed, the EU average of the

Statistics on Children

E-Publications

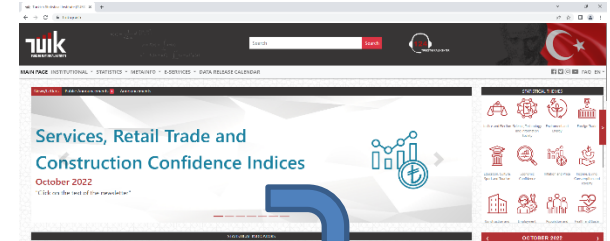
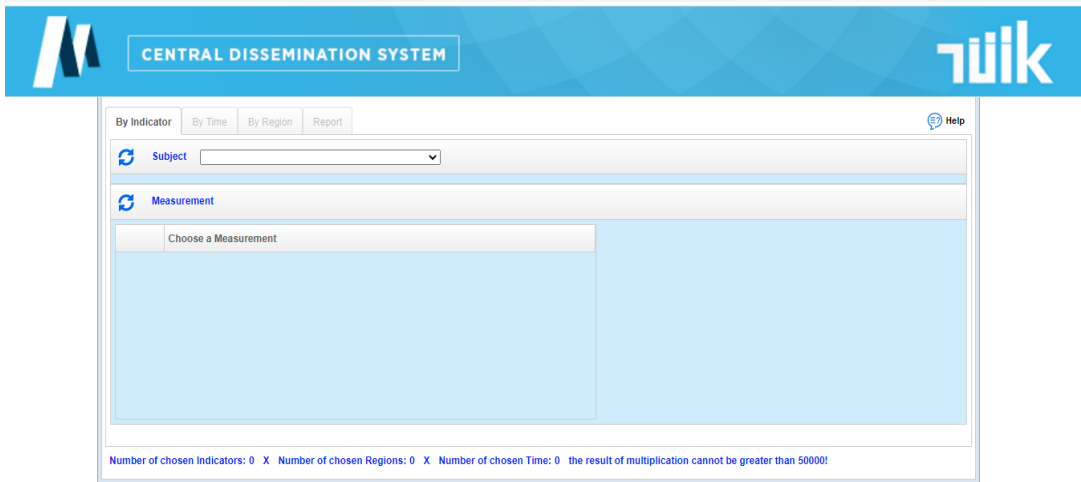


E-SERVICES



Statistics on Children

Database (in 9 topics)



- . Demographic characteristics
- . Health
- . Education
- . Living conditions
- . Security and justice
- . Poverty
- . Labour force
- . Information and

Communication Technology Usage

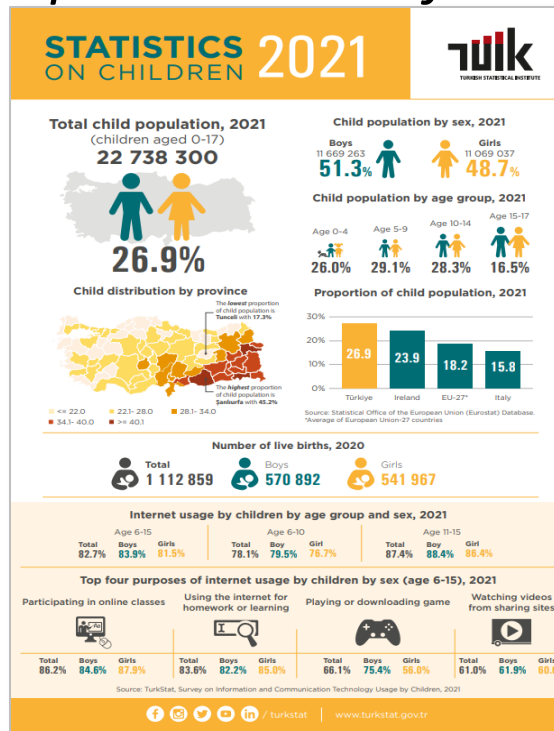
- . Culture and sports

Statistics on Children

Studies in collaboration with UNICEF Türkiye



.Infographic presentation of statistics on children (factsheet and booklet)



Türkiye Child Survey, 2022



- ❑ **Aim:** .To compile recent data relevant to child population
 - .To define data gaps
 - .To produce internationally comparable statistics from the survey results
- ❑ **Field application:** October 10-December 16, 2022
- ❑ **Survey methodology:** Face to face interview with mothers who have child aged 0-17 and children aged 13-17 (CAPI)
- ❑ **Sample size:** 9 010 households
- ❑ **Announcement of results:** March 1, 2023 (with a press release)



Goal 3 - Ensure healthy lives and promote well-being for all at all ages

3.1.1 Maternal mortality rate

3.2.1 Under-five mortality rate

3.2.2 Neonatal mortality rate

...

Goal 17 - Strengthen the means of implementation and revitalize the Global Partnership for Sustainable Development

17.19.2 (b) At least 90% birth registration and at least 75% death registration data completed

...





THANK YOU...